



ASSEMBLY AND TEST INSTRUCTION

SERIES:	ALL WATTS WATER TECHNOLOGIES IMPORTED MASTER CARTONS	ATI No.	M.75.A3	REV.:	6
SIZE(S):	N/A	EDP NO.	5003397	PAGE: 1 OF 8	
MODELS:	N/A	SUPERSEDES: REV. 5 of 07-15-11			

REV.	ALTERATIONS	ALERT	DATE	BY	ENG.	Q/A
6	UPDATE WATTS LOGO TO WATTS WATER TECHNOLOGIES LOGO ON ATI, ADD "WATER TECHNOLOGIES" AFTER "WATTS" IN BODY OF ATI, UPDATE 4 TH LINE UNDER NOTES TO REMOVE REFER TO ATI AND ADD CONTACT WATTS WATER TECHNOLOGIES MARKETING COMMUNICATIONS GROUP.	11W17657	08-09-11	MJW	JPJ	MPS

MASTER CARTON LOGO ARTWORK, OFF SHORE SUPPLIERS

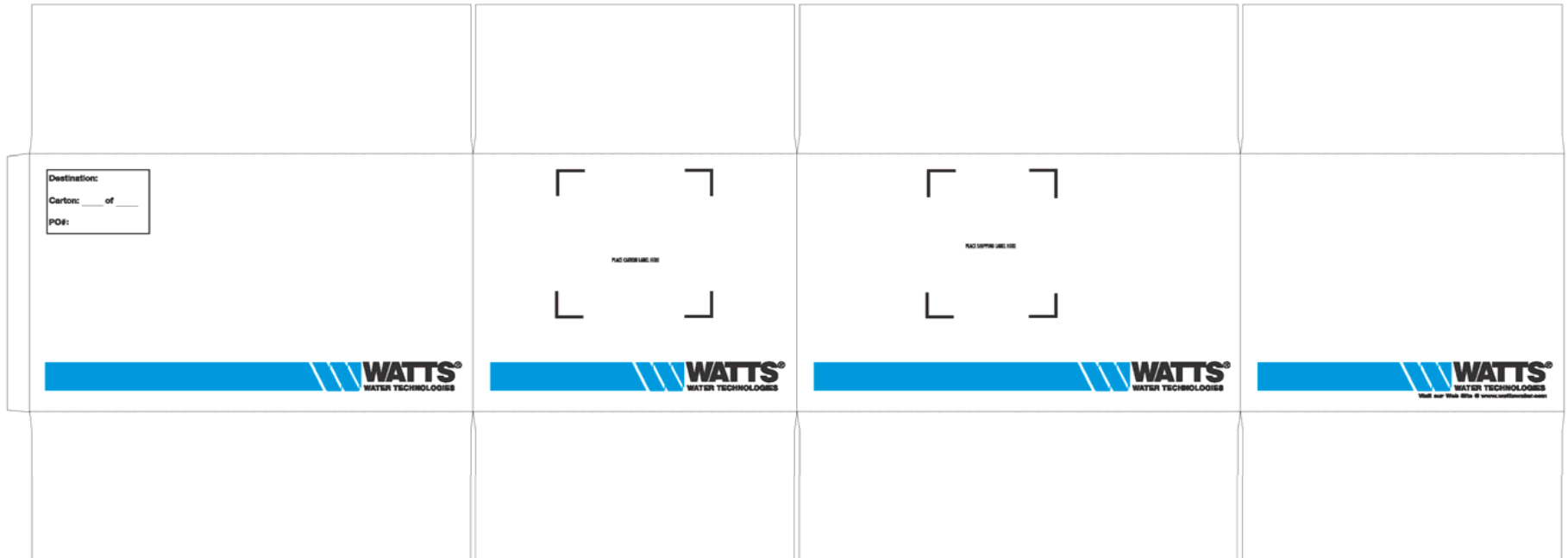
NOTES:

- **IMPORTANT: Do not recreate the Watts Water Technologies Logo. Contact Watts Water Technologies MARCOM Dept. for actual artwork files to be used. ④ ⑥**
- This artwork is to be used on all new and existing Watts Water Technologies master cartons. ⑥
- For domestic supplier master carton logo artwork refer to ATI M.75.A1 (EDP# 5003384).
- For carton label creation information contact Watts Water Technologies Marketing Communications Group. ⑥
- The artwork on this ATI is for reference only and is not to be used as acceptance criteria for inspection.
- Dimensions shown in inches (millimeters shown in brackets []).
- This artwork will vary with each carton based on the cartons size and configuration. The following pages provide an outline for the creation of the artwork, however some items shown may need to be omitted or resized. Final artwork approval for all cartons is at the discretion of Watts Water Technologies Marketing Communications Group. ⑥
- For engineering reference only, ATI artwork saved as "5003384_ARTWORK" in the "ACTIVE ATI" directory.

ASSEMBLY AND TEST INSTRUCTION

SERIES:	ALL WATTS WATER TECHNOLOGIES IMPORTED MASTER CARTONS	ATI No.	M.75.A3	REV.: 6
SIZE(S):	N/A	EDP NO.	5003397	PAGE: 2 OF 8
MODELS:	N/A	SUPERSEDES:	REV. 5 of 07-15-11	

COLOR SPECIFICATIONS



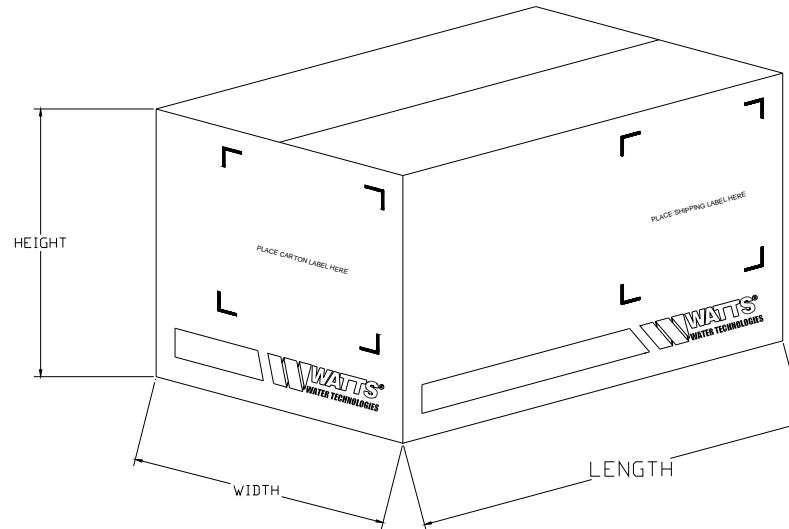
COLORS:

ALL BLUE BARS AND W'S TO BE PRINTED IN PROCESS BLUE INK WHEN PRINTING DIRECTLY ON BROWN CORRUGATED AS SHOWN ON THIS PAGE (PMS 300 BLUE INK MUST BE USED IF PRINTING ON A WHITE BACKGROUND I.E.; WHITE CLAY COATED MATERIAL). ALL OTHER PRINTING (TEXT OR GRAPHIC) TO B PROCESS BLACK AS SHOWN ON THIS PAGE. ①

ASSEMBLY AND TEST INSTRUCTION

SERIES:	ALL WATTS WATER TECHNOLOGIES IMPORTED MASTER CARTONS	ATI No.	M.75.A3	REV.: 6
SIZE(S):	N/A	EDP NO.	5003397	PAGE: 3 OF 8
MODELS:	N/A	SUPERSEDES:	REV. 5 of 07-15-11	

LAYOUT SPECIFICATIONS

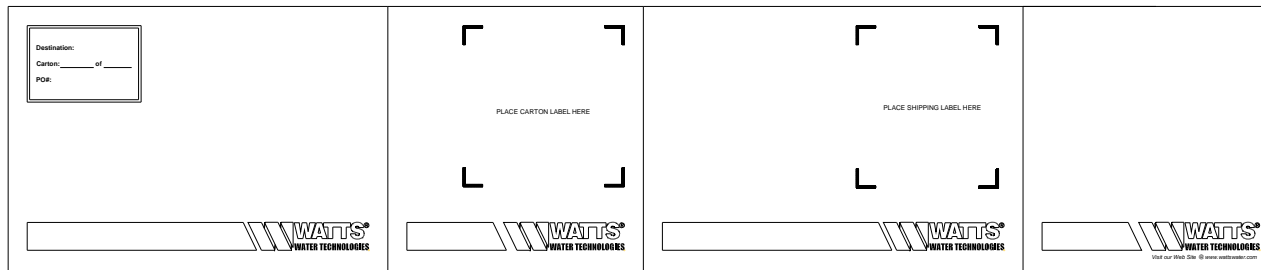


PANEL #1

PANEL #2

PANEL #3

PANEL #4




ASSEMBLY AND TEST INSTRUCTION

SERIES:	ALL WATTS WATER TECHNOLOGIES IMPORTED MASTER CARTONS	ATI No.	M.75.A3	REV.: 6
SIZE(S):	N/A	EDP NO.	5003397	PAGE: 6 OF 8
MODELS:	N/A	SUPERSEDES:	REV. 5 of 07-15-11	

OPTIONAL DATE CODE STAMPING FOR PRODUCT, PANEL #2 ©

PANEL #1

Destination:
 Carton: _____ of _____
 PO#:




PANEL #2

┌
┐

PLACE CARTON LABEL HERE

└
┘



**SPECIFICATION FOR DATE CODING OF
CARTON AFTER PRODUCT IS
PACKAGED IN CARTON:**

STAMP DATE CODE ON CARTON
DIRECTLY BELOW CARTON LABEL

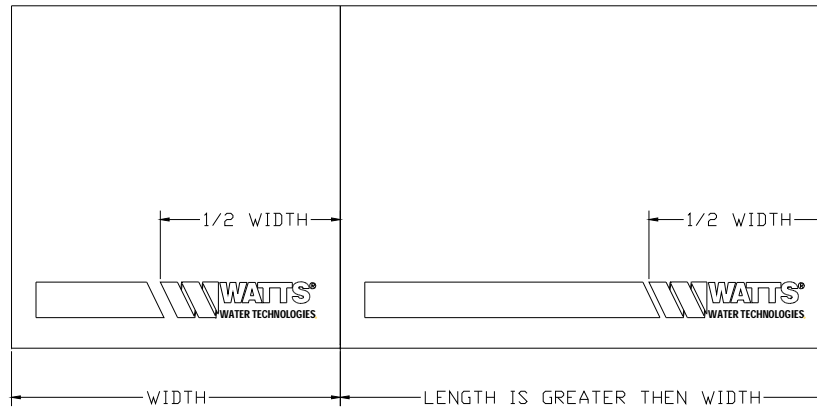
**NOTE: DATE CODE FORMAT IS AS
FOLLOWS: MONTH/DATE/YEAR.
EXAMPLE JANUARY 1ST, 2004 = 01/01/04
REFERENCE ATI M.75.A4**

ASSEMBLY AND TEST INSTRUCTION

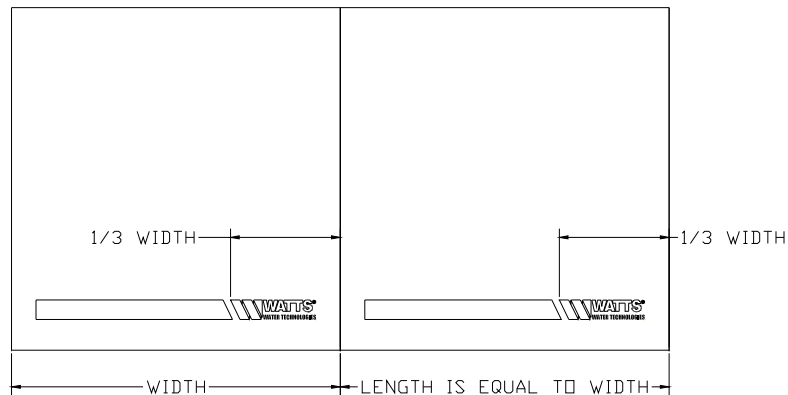
SERIES:	ALL WATTS WATER TECHNOLOGIES IMPORTED MASTER CARTONS	ATI No.	M.75.A3	REV.: 6
SIZE(S):	N/A	EDP NO.	5003397	PAGE: 7 OF 8
MODELS:	N/A	SUPERSEDES:	REV. 5 of 07-15-11	

LAYOUT SPECIFICATIONS CONTINUED, WATTS WATER TECHNOLOGIES LOGO

RECTANGULAR BOX



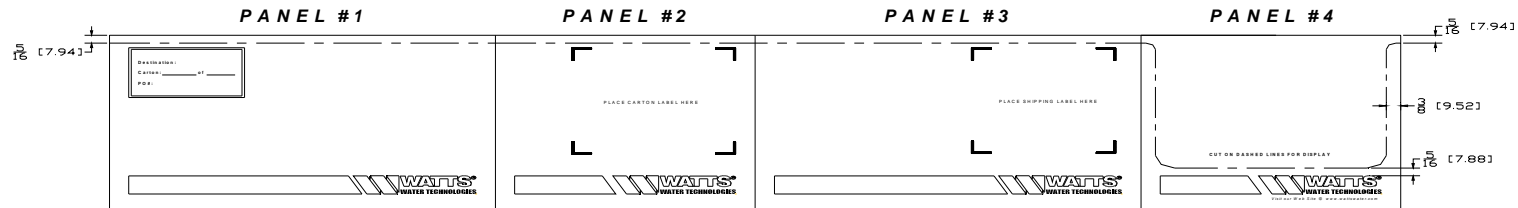
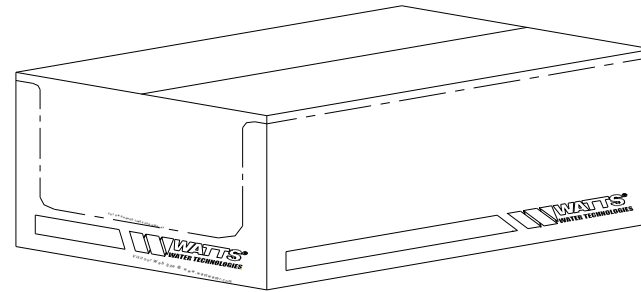
SQUARE BOX



ASSEMBLY AND TEST INSTRUCTION

SERIES:	ALL WATTS WATER TECHNOLOGIES IMPORTED MASTER CARTONS	ATI No.	M.75.A3	REV.: 6
SIZE(S):	N/A	EDP NO.	5003397	PAGE: 8 OF 8
MODELS:	N/A	SUPERSEDES:	REV. 5 of 07-15-11	

CUT CASE (UNPERFORATED) OPTION:



SAME AS STANDARD CARTON EXCEPT DASHED CUT LINE AND TEXT “CUT ON DASHED LINES FOR DISPLAY” TO BE PRINTED IN BLACK AS SHOWN.