




Series 3000B-FP

Double Check Detector Assembly

Sizes: 2" (50mm)



2" (50mm)
3000B-FP

Features

- Bronze body
- Replaceable seats and discs
- Maximum flow at low pressure drop
- Compact for ease of installation
- Design simplicity for easy maintenance
- No special tools required for servicing
- Bronze body ball valve test cocks
- Modular spring loaded checks
- Furnished with bronze 5/8" x 3/4" (16 x 19mm) meter
- Gear operated, slow close shutoffs
- Pre-wired tamper switch (2)

Series 3000B-FP Double Check Detector Assembly is designed exclusively for use in accordance with water utility authority containment requirements. It is mandatory to prevent the reverse flow of fire protection system substances, i.e., glycerin wetting agents, stagnant water and water of non-potable quality from being pumped or siphoned into the potable water line. The Series 3000B-FP is ideal for use on non-health hazard fire protection systems to detect leaks or unauthorized water usage.

Modular check design concept facilitates maintenance and assembly access. All sizes are standardly equipped with resilient seated gear operated slow close isolation valves and 5/8" x 3/4" (16 x 19mm) meter.

Specifications

A Double Check Detector Assembly shall be installed on fire protection systems when connected to a potable water supply. Degree of hazard present is determined by the local authority having jurisdiction. The backflow preventer shall be a complete assembly including UL listed gear operated slow close main line isolation valves and four test cocks. The assembly shall consist of two independently operating modular poppet-type check valves. The check valves shall utilize captured springs and shall have replaceable seats. The checks shall be double-guided, both along the outside edge of the check module and through the center stem assembly. The seats shall be replaceable without the use of special tools. Seat retention shall be done by the use of an interlocking bayonet-style cage and the use of threaded seats or seat screws is prohibited. Access to the internal check assemblies shall be via a single top entry cover. The cover shall be securely held in place by stainless steel bolts. The assembly shall include an auxiliary bypass line consisting of an approved backflow preventer and water meter.

The assembly shall be listed or approved under the requirements of ASSE Std. 1048, AWWA Std. C510 and CSA B64.5. Approved by the Foundation for Cross-Connection Control and Hydraulic Research at the University of Southern California. The assembly shall be an Ames Company Series 3000B-FP.

Job Name _____ Contractor _____

Job Location _____ Approval _____

Engineer _____ Contractor's P.O. No. _____

Approval _____ Representative _____

Ames product specifications in U.S. customary units and metric are approximate and are provided for reference only. For precise measurements, please contact Ames Technical Service. Ames reserves the right to change or modify product design, construction, specifications, or materials without prior notice and without incurring any obligation to make such changes and modifications on Ames products previously or subsequently sold.

Available Models

Suffix:

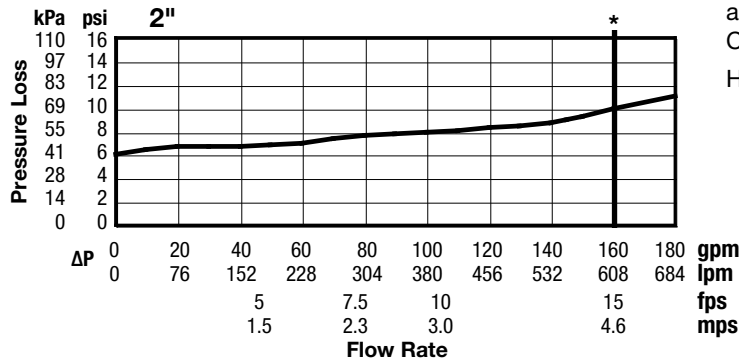
- LM - less meter
- CFM - cubic feet per minute meter
- GPM - gallons per minute meter
- FP - UL approved slow close ball valves

Materials

- Bronze body
- Durable tight seating silicone discs
- Stainless steel springs
- 5/8" x 3/4" (16 x 19mm) bronze bypass meter

Capacities

*UL Rated



Pressure — Temperature

Suitable for supply pressure up to 175psi (12.06 bar)
Water temperature at 110°F (43°C) continuous.

Standards

AWWA Standard C510-92
CSA B64.5
IAPMO PS 31

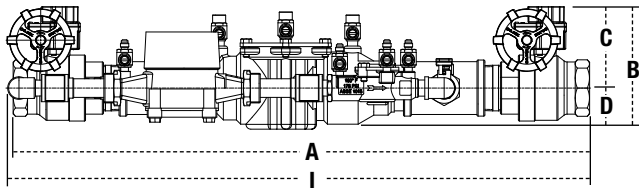
Approvals



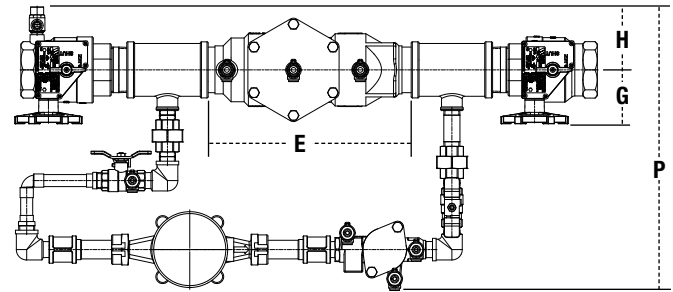
Approved by the Foundation for Cross-Connection Control and Hydraulic Research at The University of Southern California.

Horizontal and Vertical "Flow Up" approval on all sizes.

Dimensions – Weights



Top View



MODEL	SIZE (DN)		DIMENSIONS									WEIGHT										
	A	A	B	C	D	E	F	G	H	I	lbs.	kgs.										
	in.	mm	in.	mm	in.	mm	in.	mm	in.	mm	in.	mm	in.	mm	lbs.	kgs.						
3000B-FP	2	50	30 1/16	486	6 1/2	165	4 1/4	108	2 1/4	54	13 3/8	340	15 5/8	397	2 7/8	73	3 5/8	92	19 1/2	495	44.1	20

IMPORTANT: Inquire with governing authorities for local installation requirements.



A Watts Water Technologies Company

www.amesfirewater.com



ISO 9001-2008
CERTIFIED

USA: Backflow- Sacramento, CA • Tel. (916) 928-0123 • Fax (916) 928-9333
Control Valves- Houston, TX • Tel. (713) 943-0688 • Fax (713) 944-9445
Canada: Burlington, ONT. • Tel. (905) 332-4090 • Fax (905) 332-7068