

SPECIFICATION SHEET




Series 860U

Reduced Pressure Zone Assemblies with Union End Ball Valves

Size: 1/2" - 2" (15mm - 50mm)

The FEBCO Series 860U Reduced Pressure Zone Assemblies are designed for and suitable for use in health hazard applications.
End Connections – NPT ANSI / ASME B1.20.1



Series 860U

Pressure – Temperature

Maximum Working Pressure: 175psi (12.1 bar)
Hydrostatic Test Press: 350psi (24.1 bar)
Temperature Range: 32°F to 140°F (0°C to 60°C)

Materials

Valve Body: Bronze
Elastomers: Silicone
Springs: Stainless Steel

Models

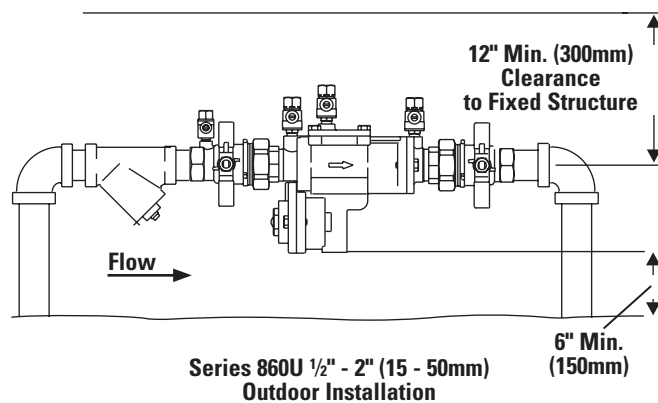
- Wye - Strainer

Approvals – Standards

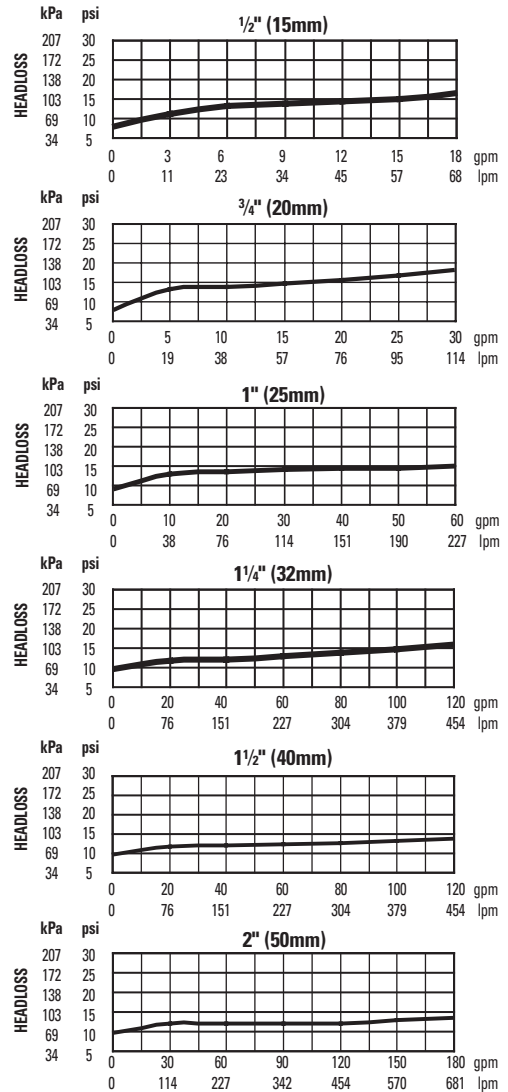
- ANSI/AWWA Conformance (C511)
- Approved by the Foundation for Cross-Connection Control and Hydraulic Research at the University of Southern California.



Typical Installation



Capacity



Job Name _____

Job Location _____

Engineer _____

Approval _____

Contractor _____

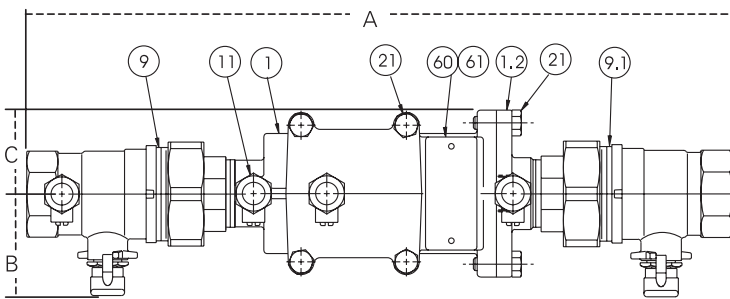
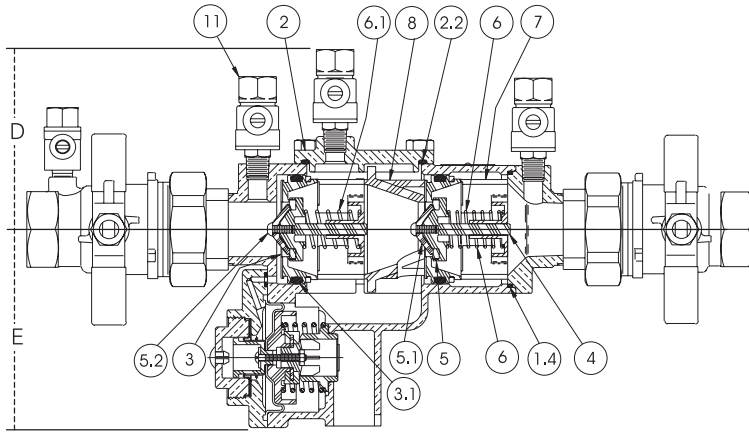
Approval _____

Contractor's P.O. No. _____

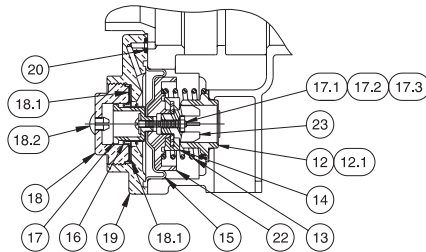
Representative _____

FEBCO product specifications in U.S. customary units and metric are approximate and are provided for reference only. For precise measurements, please contact FEBCO. FEBCO reserves the right to change or modify product design, construction, specifications, or materials without prior notice and without incurring any obligation to make such changes and modifications on FEBCO products previously or subsequently sold.

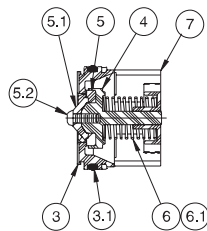
Series 860U / Size: 1/2" - 2" (15mm - 50mm)



Relief Valve Assembly



Check Assembly



ITEM	DESCRIPTION	MATERIALS
1	Body	Bronze
1.2	Tailpiece	Bronze
1.4	O-Ring	Silicone
2	Cover	Bronze
2.2	O-Ring	Silicone
3	Seat	Noryl®
3.1	O-Ring	Silicone
4	Poppet	Noryl®
5	Seat Disc	Silicone Rubber
5.1	Disc Retainer	Noryl®
5.2	Rnd HD Screw	Phillips, 18-8 SS
6	Spring	SS
6.1	Spring	SS
7	Guide	Noryl®
8	Retainer Spacer	Noryl®
9	Union End Ball Valve	Bronze
9.1	Union End Ball Valve	Bronze
11	Test Cock	Bronze
12	Seat Ring-RV	Noryl®
12.1	Gasket Ring-RV	Silicone Rubber
13	Spring-RV	SS
14	Seat Disc-RV	Silicone Rubber/SS
15	Diaphragm-RV	Rubber/Fabric
16	Outer Diaphragm-RV	Rubber/Fabric
17	Small Piston-RV	Noryl®
17.1	Rnd HD Screw	Phillips, 18-8 SS
17.2	Washer	18-8 SS
17.3	Hex Nut	18-8 SS
18	Cylinder-RV	Brass
18.1	Slip Ring-Cylinder	Acetal
18.2	Slide (Plug)	Nylon
19	Cover-RV	Bronze
20	O-Ring	Silicone
21	Hex HD Capscrew	18-8 SS
22	Large Piston-RV	Noryl®
23	Guide-RV	Noryl®
60	Identification Plate	Brass
61	Drive Screw Stick	SS

Note: The gap drain is not designed to catch the maximum discharge possible from the relief valve. The installation of FEBCO air gap with the drain line terminating above a floor drain will handle any normal discharge or nuisance spitting through the relief valve. However, floor drain size may need to be designed to prevent water damage caused by a catastrophic failure condition. Do not reduce the size of the drain line from the air gap fitting.

Dimensions and Weights

Size: 1/2" - 2" (15 - 50mm)

SIZE (DN)		DIMENSIONS								WEIGHT			
		A		B		C		D		E			
in.	mm	in.	mm	in.	mm	in.	mm	in.	mm	in.	mm	lbs.	kgs.
1/2	15	11 3/4	299	1 1/2	38	1 1/2	38	3 1/8	79	3 1/2	89	6.0	2.7
3/4	20	12 1/2	318	1 1/2	38	1 1/2	38	3 1/8	79	3 1/2	89	6.9	3.1
1	25	14 5/8	372	1 7/8	48	1 5/8	41	3 3/8	86	3 5/8	92	9.3	4.2
1 1/4	32	18 1/4	464	3	76	2 1/2	64	4 1/4	108	5 5/8	143	19.3	8.8
1 1/2	40	18 7/8	479	3	76	2 1/2	64	4 1/4	108	5 5/8	143	22.4	10.2
2	50	20 1/2	521	3 1/2	89	2 1/2	64	4 1/4	108	5 5/8	143	26.9	12.2

Note: Dimensions are nominal. Allowances must be made for normal manufacturing tolerances.



A Watts Water Technologies Company



USA: 4381 N. Brawley • Ste. 102 • Fresno, CA • 93722 • Tel. (559) 441-5300 • Fax: (559) 441-5301 • www.FEBCOonline.com
 Canada: 5435 North Service Rd. • Burlington, ONT. • L7L 5H7 • Tel. (905) 332-4090 • Fax: (905) 332-7068 • www.FEBCOonline.ca