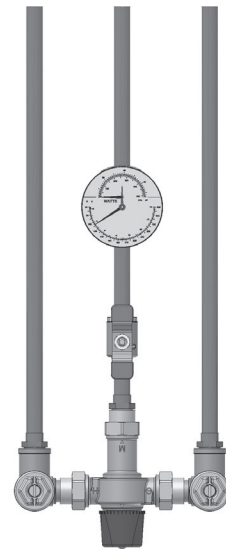


**Product Specification**

**LEAD FREE\***

**Features ■**

- Features Lead Free\* construction to comply with Lead Free\* installation requirements.
- Paraffin-based advanced thermal actuation technology to sense and adjust outlet temperature
- Dirt and lime resistant poppet and seat design
- Virtual shutoff if supply pressure fails
- Factory tested valve and piping
- Triple-duty checkstops with filters, dial-thermometer, ball valve
- Rough bronze and chrome finishes



Advanced Thermal Activation

**Specifications ■**

- Connections . . . . . 1/2" (15mm) inlets and outlet
- Maximum Hot Water Supply Temperature . . . . 200°F (93°C)
- Minimum Hot Water Supply Temperature . . . . 5°F (3°C) above set point
- Minimum Flow\*\* . . . . . 0.5 gpm (1.9 lpm)
- Maximum Operating Pressure . . . . . 150psi (1034 kPa)
- Temperature Adjustment Range . . . . . 90 – 160°F (32 – 71°C)
- Listing/Compliance (Valve Only). . . . . ASSE 1017, CSA B125

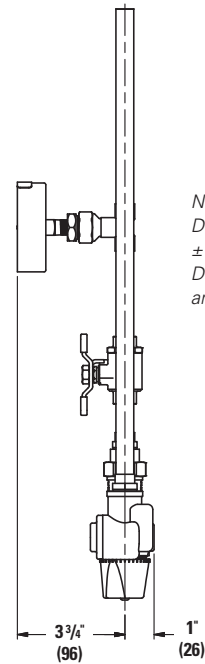
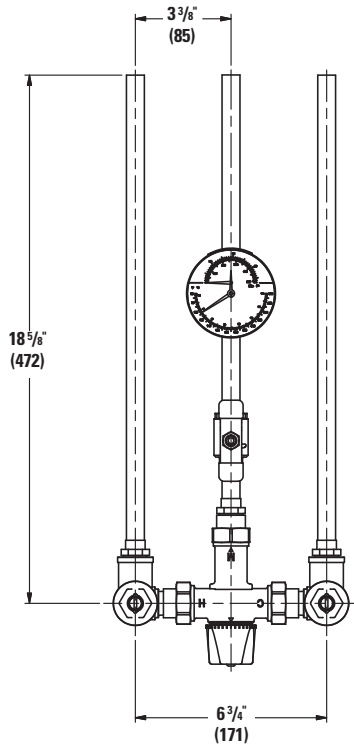
\* The wetted surface of this product contacted by consumable water contains less than one quarter of one percent (0.25%) of lead by weight.

\*\* When tested in accordance with ASSE 1017

**Capacity ■**

Flow Capacity at 50-50 Mixed Ratio							
Pressure Differential							
Valve	Cv	5psi (35 kPa)	10psi (69 kPa)	20psi (138 kPa)	30psi (207 kPa)	45psi (310 kPa)	60psi (414 kPa)
LFLM490	3.42	7.6 gpm (29 lpm)	11.0 gpm (42 lpm)	15.0 gpm (57 lpm)	19.0 gpm (72 lpm)	23.0 gpm (87 lpm)	27.0 gpm (102 lpm)

## Dimensions ■



Note:  
Dimensions are shown  
±1/2"  
Dimensions in parentheses  
are in mm

## Ordering Information ■

**L F L M 4 9 0** **D M S**

### Valve

23 gpm (87 lpm)

### Order Code

LFLM490

### Finish

Rough Bronze  
Chrome Plated

A  
C

### Piping Inlets/Outlet

Top/Top

D

### Cabinet Style

Exposed

M

### Alarm System

None

0

### Option

None

0

Cold Water Bypass

2

T/P Gauge on Inlets

4

C/W Bypass & T/P Gauge on Inlets

6

### Temperature Range

Standard 90° - 160°F (32° - 71°C)

S

## Typical Specification ■

Supply Fixture shall be factory assembled and tested and feature a HydroGuard® LFLM490 Series Master-Tempering Valve with advanced, paraffin-based actuation technology. The valves shall be constructed using Lead Free\* brass. Lead Free\* brass valves shall comply with state codes and standards, where applicable, requiring reduced lead content. Supply Fixture shall also include copper piping, ball valve(s) and temperature/pressure gauge for diagnostics. The tempering valve shall have union check stops, an outlet temperature range of 90 – 160°F (32 – 71°C) (with lockable means), and an approach temperature of 5°F (3°C). Valve shall be ASSE 1017 listed and CSA certified. Minimum flow to ASSE 1017 shall be 0.5 gpm (1.9 lpm).

Valve shall be a Powers model \_\_\_\_\_. All alternatives must have written approval prior to bidding.

# POWERS™

A Watts Water Technologies Company

### ENGINEERING APPROVAL

Project: \_\_\_\_\_

Contractor: \_\_\_\_\_

Architect/Engineer: \_\_\_\_\_



**ISO 9001-2000  
CERTIFIED**

USA: Phone: 1.800.669.5430 • Fax 1.847.229.0526 • www.powerscontrols.com  
Canada: Phone: 1.888.208.8927 • Fax 1.888.479.2887 • www.powerscontrols.ca