

AdvantEDGE SERIES™

Free Chlorine Panel System

- Amperometric measurement
- Temperature compensation
- Optional automatic pH correction
- Pre-calibrated
- True plug and play
- Rugged Teflon® membrane
- Replaceable membrane cap
- Optional remote measurement, calibration, configuration, and diagnostics
- Turnkey monitoring system

Markets and Applications

Drinking water

Production and distribution

Food and Beverage

Monitor sanitized process water
Monitor sterilization of glassware


Reverse Osmosis

Reduces possibility of filter membrane damage due to high chlorine levels



AdvantEDGE Free Chlorine Panel System

This free chlorine sensor will measure accurately in processes that are between 4 and 9 pH. When used with a LD500 local display unit and a pH measurement system, measured hypochlorous acid (HOCl) and hypochlorite ion (OCl⁻) concentration can be used to determine free chlorine present.



Components

Free Chlorine Sensor Head

Pre-calibrated for free chlorine and temperature. Can be plugged into any LD500 Local Display to yield accurate 24-bit data.



Interface Module

Provides universal conversion of sensor signals and interactive communications for measurement, calibration, configuration and diagnostics.



Communications Adapter

Plugs into the Interface Module to provide power and direct interactive communications with control systems.



LD500 Local Display

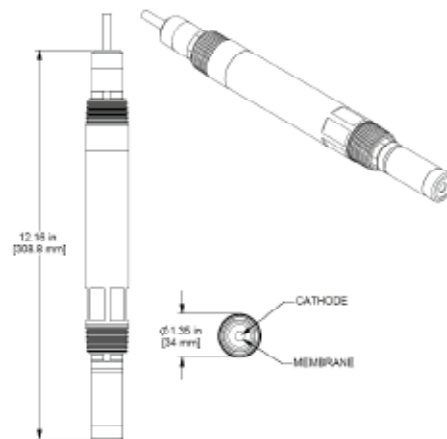
2 line display and 7 key navigation. Data reporting with up to 2 current outputs. 2 Form C relays. Optional digital communications protocols.



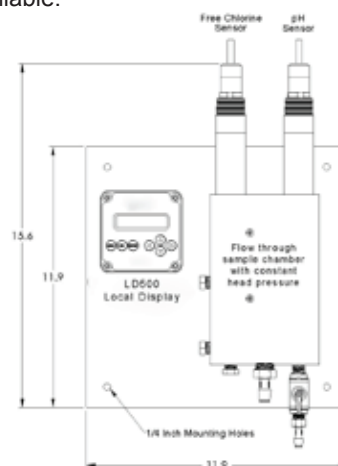
ADVANTEDGE SERIES™

Free Chlorine Panel System

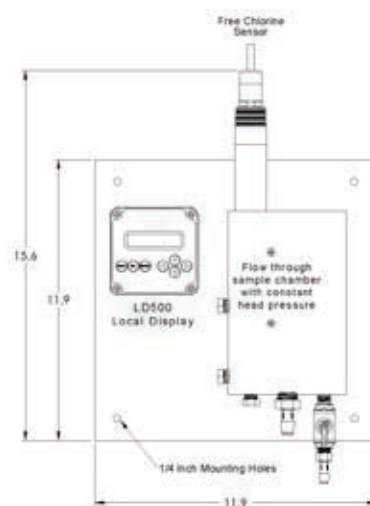
Specifications	
Measurement System Performance	Ranges: 0 to 5ppm and 0 to 20 ppm
	Resolution: 0.005 ppm
	Accuracy: 2% or ±10 ppb (whichever is greater)
	Step response time: 90% in 90 seconds
Operational Environment	Temperature range: 0 °C to 45 °C (32 °F to 113 °F)
	Maximum pressure: 15 psig @ 45 °C
	System flow in chamber: 200 to 250 mL/min
Free Chlorine Operation	When chlorine and pH systems are connected to the LD500 local display, HOCl and ClO dissociation curves are pH compensated and used to calculate free chlorine present. A stable pH value can also be entered manually.
Power Requirements	Voltage range: 10 to 30 VDC; 100-240 VAC optional
	Maximum Power: 200 mW
	Typical Power: 120 mW
Construction Chlorine Sensor	Process Electrodes: gold cathode, silver anode
	Membrane: Teflon®
	O-rings: Viton®
	Sensor head material: Noryl®
	Interface module material: Peek or CPVC
	Weight: 1.2 lbs.
Units of Measure	Measurement units: ppm, free chlorine
	Temperature units: °C, °F
Calibration	Sample: 1 point
	Zero: 1 point
Other Configuration Options	Sensor filter: 0 to 100 seconds
	Temperature filter: 0 to 100 seconds
Approvals and Ratings	Immunity and emissions: CE Certified 89/336/EEC:CISPER 11, EN61000 (-4-2,-4-3,-4-4,-4-6,4-8)
	Safety: CuLus Listed; 367G E303570
	Hazardous locations: Haz Loc Class 1, Division 2, Groups A, B, C, D, Max Ambient 50 °C
Note: Class II DC power supply required for 10 to 30 VDC Operation	
Note: Precalibrated at the factory	



Chlorine electrode system provides universal conversion of sensor signals and interactive communications for measurement, calibration, configuration and diagnostics. Mounting adapters, junction boxes and recharge kits are available.



System with free chlorine and pH sensors installed.



System with free chlorine sensor only.

LEAD FREE*

*LEAD FREE: The wetted surface of this product contacted by consumable water contains less than one quarter of one percent (0.25%) of lead by weight.

*SIN PLOMO: La superficie mojada de este producto que entra en contacto con agua para el consumo contiene menos de la cuarta parte de uno por ciento (0.25%) de plomo por peso.

*SANS PLOMB: *Les surfaces de ce produit en contact avec l'eau potable contiennent moins d'un quart d'un pour cent (0,25%) de plomb par poids.